



## ASPIR 40

**Cod. AS-1600-D**









Centralized dry suction system for 20-40 units in simultaneous operation, consisting of 2 ASPIR 8 suction units of 5.5 kW each, control unit with PLC for automatic activation of the vacuum threshold pumps, complete with sensor pressure, regulation, alarms. Total power output three-phase at 50 Hz, 11 kW 400V, maximum flow rate of 12,000 l /min, at a maximum operating head for continuous service of 160 mbar. Complete system of 2 HEPA antibacterial filters



Maximum simultaneous use: 40



Dental Chairs: 50

|  |       |  |  |  |  |  |  |  |
|---|-------|---|---|---|---|--|---|---|
| Air capacity  |       | Motor   | Voltage Hz  | Noise Level   | Duty Cycle  | max Oper. Head   | Size  | net Weight  |
| m <sup>3</sup> /min   | l/min | kW  | 400V 50/60Hz  | db(A)   | 100 %   | mbar   | mm  | Kg  |
| 12  | 12000 | 11  |   | 78  |   | 160  | 1300x1150x1550  | 220   |