













PRO 50/15 PRIME CAR S

Cod. PR-OF200-050-C

Dry compressor, intake air 240 l /min., tank of 50 liters.

										
Air capacity		Motor	Voltage Hz	Receiver	Noise Level	RPM	Duty Cycle	max P.	Size	net Weight
m³/min	l/min	kW	230V 50Hz	l	db(A)	1400	70 %	bar	mm	Kg
0.24	240	1.5		50	69			8	950X400X600	48

Air delivery performance

