











ASPIR 5 2V

Cod. AS-200-2S-T

3 Hp suction pump, maximum flow rate 1950l /min, maximum head 350 mbar.

DOUBLE STAGE DRY SUCTION

Dry suction with higher prevalence (up to 350 mbar), recommended for installations with extended pipes length and small diameters. Always consider these units require a proper cooling or conditioning of the technical room.

 Air capacity		 Motor	 Voltage Hz	 Noise Level	 Duty Cycle	 max Oper. Head	 Size	 net Weight
m ³ /min	l/min	kW	230V 50/60Hz	db(A)	100 %	mbar	mm	Kg
1.95	1950	2		70		350	350x372x382	40