



ASPIR 4 2V

Cod. AS-200-2S-M








2 Hp suction pump, maximum flow rate 1520 l/min, maximum head 350 mbar.

DOUBLE STAGE DRY SUCTION

Dry suction with higher prevalence (up to 350 mbar), recommended for installations with extended pipes length and small diameters. Always consider these units require a proper cooling or conditioning of the technical room.



Dental Chairs: 4

 Air capacity		 Motor	 Voltage Hz	 Noise Level	 Duty Cycle	max Oper. Head	 Size	 net Weight
m ³ /min 1.52	l/min 1520	kW 1.5	230V 50Hz	db(A) 69	100 %	mbar 350	mm 319x346x372	Kg 25