











## K2 SPECIAL AR

**Cod. 1800120(43)(44)-01-106**

K2 SPECIAL AR with 2.7 kW direct drive motor 230V single-phase version. Also available with 3 kW three-phase 400V motor.

Cod.	 <b>FAD</b> <small>Fad @ 3bar</small>	 <b>Motor</b>	 <b>Voltage Hz</b>	 <b>Receiver</b>	 <b>Noise Level</b>	 <b>max P.</b>	 <b>Size</b>	 <b>net Weight</b>
K2 SPECIAL AR 180012043-01-106	m <sup>3</sup> /min    l/min 0.27        270	kW 2.7	230V 50Hz	l 2.5	db(A) 65	bar 10	mm 670x550x610	Kg 115
K2 SPECIAL AR 180012044-01-106	m <sup>3</sup> /min    l/min 0.29        290	kW 3	400V 50/60Hz	l 2.5	db(A) 65	bar 10	mm 670x550x610	Kg 115