



## ASPIR 40

**Cod. AS-1600-D**








Centralized dry suction system for 40 units in simultaneous operation, consisting of 2 ASPIR 8 suction units of 5.5 kW each, control unit with PLC for automatic activation of the vacuum threshold pumps, complete with sensor pressure, regulation, alarms. Total power output three-phase at 50 Hz, 11 kW 400V, maximum flow rate of 12,000 l /min, at a maximum operating head for continuous service of 160 mbar. Complete system of 2 HEPA antibacterial filters



Maximum simultaneous use: 40



Dental Chairs: 50

							
Air capacity		Motor	Voltage Hz	Noise Level	Duty Cycle	max Oper. Head	net Weight
m <sup>3</sup> /min	l/min	kW	400V 50/60Hz	db(A)	100 %	mbar	Kg
12	12000	11		78		160	
						mm	
						1300x1150x1550	